

Uniform Closing Dataset (UCD) Requirements for the MPF Xtra® Product



About this Material

The information provided in this presentation is available to the public and obtained from Fannie Mae's website. The Federal Home Loan Bank of Chicago is providing this information for informational purposes only and makes no representation about the accuracy of the contents of this presentation. Due to the nature of the information it may be subject to change at anytime. Please refer to <https://www.fanniemae.com/singlefamily/uniform-closing-dataset> for the most recent updates and resources.

"MPF" and "MPF Xtra" are registered trademarks and the "MPF Mortgage Partnership Finance" logo is a trademark of the Federal Home Loan Bank of Chicago

What is the Uniform Closing Dataset (UCD)?

- UCD is a standardized industry dataset that will be used to electronically communicate Closing Disclosure (CD) information
- UCD is part of the Uniform Mortgage Data Program® (UMDP) which is an ongoing initiative to ensure the collection of consistent loan data from Fannie Mae and Freddie Mac
- **MPF Xtra® loans are subject to these requirements**
 - ✓ Standardized data should result in improved accuracy and clarity
 - ✓ Provides important information to help detect and decrease fraudulent transactions



Timeline

- Beginning on **September 25, 2017**, all loans delivered under the MPF Xtra product will require a successful submission of a UCD XML file *prior* to making a loan funding request
 - Many vendors are currently working with Fannie Mae to properly capture, format and deliver these new data requirements



UCD Basics

➤ File delivery options

- UCD files will be delivered directly to Fannie Mae, not through the eMPF® website
- There are two options for delivering UCD files
 - ✓ **Web-based User Interface** (manual upload)
 - *Allows users to quickly upload UCD XML files through the **UCD Collection Solution** application*
 - ✓ **Direct Integration**
 - *Data is sent directly through your technology solution provider (TSP)*



Vendor Status

As of September 7, the following vendors have either completed the creation of an XML file for manual upload or have completed the integration process for direct integration

If your vendor is not listed, they may still be in the process of completing the set up

Company	Product(s)	Contact	Phone	Completed File Delivery ¹	Completed File Creation ²	Email Address	Website
Actualize Consulting	TRIDenTool	Heather Kerns	571-420-4589	Planned	Completed	hkerns@actualizeconsulting.com	www.actualizeconsulting.com
Associated Software Consultants (ASC)	PowerLender® Loan Origination & Processing System	Dave Stricklen	800-628-4687 ext. 145	Completed	Completed	sales@asconline.com	www.powerlender.com
Black Knight	Empower®	Sales Department	844-474-2537	Completed	Completed	AskBlackKnight@bkfs.com	www.bkfs.com
	LendingSpace®			Not Planned	Completed		
Byte Software	Byte Pro®	Sales Department	800-695-1008	Not Planned	Completed	sales@bytesoftware.com	www.bytesoftware.com
Calyx Software®	Point®, PointCentral®	Calyx Sales	800-362-2599	Planned	Completed	Sales@CalyxSoftware.com	www.CalyxSoftware.com
Digital Delivery, Inc. (Peirson-Patterson, LLP)	Digital Delivery, Inc.	Lori Stacy	972-720-3263	Completed	Completed	lori.stacy@loandocsmail.com	www.digitaldeliveryinc.com
DocsDirect	DocsDirect	Terry Shaffer	972-562-1986	Not Planned	Completed	info@DocsDirect.com	www.DocsDirect.com
DocMagic, Inc.	DocMagic®	Sales Department	800-204-4255	Completed	Completed	sales@docmagic.com	www.docmagic.com
Docu Prep, Inc.	My Portal	Customer Support	888-362-7737	Completed	Completed	info@docuprep.com	www.docuprep.com
Docutech	ConformX™	Account Management	800-497-3584	Planned	Completed	support@docutech.com	www.docutech.com
Ellie Mae	Encompass®	Sales Department	877-355-4362	Completed	Completed	sales@elliemae.com	www.elliemae.com

Completed File Delivery ¹	<ul style="list-style-type: none"> Completed: TSP has successfully integrated with our B2B UCD solution to enable electronic submission of UCD loan data to Fannie Mae. Planned: TSP has communicated with Fannie Mae they will be integrating with Fannie's B2B UCD solution, but is not integrated at this time. Not Planned: TSP has informed Fannie Mae they will not be integrating with our B2B UCD solution.
Completed File Creation ²	<ul style="list-style-type: none"> Completed: TSP has successfully completed Fannie Mae's UCD XML file creation process. This verifies that their XML submissions are compliant with the latest UCD Delivery Specification (version 1.4). Planned: TSP has communicated to Fannie Mae they will be completing the file creation process, but have not at this time. Not Planned: TSP has communicated to Fannie Mae they will not be completing the file creation process. Note: This may indicate the TSP is using another company to create the file.

Vendor Status (continued)

Company	Product(s)	Contact	Phone	Completed File Delivery ¹	Completed File Creation ²	Email Address	Website
FICS	Loan Producer®	Jeff Weinstock	972-458-8583	Completed	Completed	JeffWeinstock@FICS.com	www.FICS.com
Finastra (Formerly D+H)	MortgagebotLOS™	Sales Department	877-861-3354	Completed	Not planned	Email via website	www.finastra.com/solutions/lending
	LaserPro®	Cheryl Anderson	800-274-7280	Planned	Completed	Cheryl.Anderson@Finastra.com	www.finastra.com
Fiserv, Inc.	EasyLender® Mortgage	Debbie Coffman	407-887-0496	Planned	Completed	Debbie.coffman@fiserv.com	www.fiserv.com
	LoanComplete™	Jay Coomes	407-514-3715	Planned	Completed	Jay.Coomes@fiserv.com	
	LoanLaunch™	Debbie Coffman	407-887-0496	Planned	Completed	Debbie.coffman@fiserv.com	
	UniFi® PRO Mortgage	Phine Ruttkay	407-513-3903	Completed	Completed	Phine.ruttkay@fiserv.com	
IDS, Inc.	idsDoc	Mark Mackey	800-554-1872 ext. 133	Completed	Completed	mark@idsdocs.com	www.idsdoc.com
Integra Software Systems, LLC	DestinyLOS® and Epic®	Jerry Pratt	615-595-0900 ext. 801	Completed	Completed	jpratt@integra-online.com	www.integra-online.com
LenderLive Document Services, LLC	Document Preparation	Colleen Chartier	303-226-8072	Not Planned	Completed	colleen.chartier@lenderlive.com	www.lenderlive.com
MC Software, LLC	MC Software LOS	Esteban del Solar	801-206-4231	Completed	Completed	Esteban@mcsoftware.com	https://mcsoftware.com/
Mortgage Builder	Mortgage Builder Loan Origination System	Sales Department	800-850-8060	Completed	Completed	sales@mortgagebuilder.com	www.mortgagebuilder.com
Mortgage Cadence	Enterprise Lending Center (ELC)	Sales Department	303-991-8200	Planned	Completed	Email via website	www.mortgagecadence.com
	Loan Fulfillment Center (LFC)			Planned			
MortgageFlex Systems	MortgageFlex ONE Origination	Lynn McGee	904-356-2490	Completed	Completed	sales@mortgageflex.com	www.mortgageflex.com
Paradatec, Inc.	Paradatec	Mark Tinkham or Paul Fischer	952-882-7720 or 262-685-7286	Not Planned	Completed	m.tinkham@paradatec.com or p.fischer@paradatec.com	www.paradatec.com
PathSoftware®	Path®	Path Sales	866-302-2599	Planned	Completed	Sales@PathSoftware.com	www.PathSoftware.com

Completed File Delivery ¹	<ul style="list-style-type: none"> Completed: TSP has successfully integrated with our B2B UCD solution to enable electronic submission of UCD loan data to Fannie Mae. Planned: TSP has communicated with Fannie Mae they will be integrating with Fannie's B2B UCD solution, but is not integrated at this time. Not Planned: TSP has informed Fannie Mae they will not be integrating with our B2B UCD solution.
Completed File Creation ²	<ul style="list-style-type: none"> Completed: TSP has successfully completed Fannie Mae's UCD XML file creation process. This verifies that their XML submissions are compliant with the latest UCD Delivery Specification (version 1.4). Planned: TSP has communicated to Fannie Mae they will be completing the file creation process, but have not at this time. Not Planned: TSP has communicated to Fannie Mae they will not be completing the file creation process. Note: This may indicate the TSP is using another company to create the file.

Timeline

- At this point, the following should be completed
 - Your technology solution provider has been contacted and they have confirmed the release date of their new UCD software
 - For those utilizing the web-based user interface, registration for access to the **UCD Collection Solution** application has been completed
 - Access to the UCD Collection Solution application has been tested



The UCD Collection Solution application *LAUNCH APP* button is accessed through
<https://www.fanniemae.com/singlefamily/uniform-closing-dataset>

Timeline

➤ Right now....

- Submission testing of the new UCD file should begin
- Become familiar with the UCD feedback messages



Access to UCD

- Registration is required to access the UCD application
 - The registration process varies depending on whether your institution currently accesses both the *Uniform Collateral Data Portal* (UCDP) and *Collateral Underwriter* (CU)
 - **If you have UCDP but not CU:**
 - ✓ Your Lender Admin must first register for CU before being able to register for the UCD application
 - ✓ If you need help identifying your Lender Admin, contact the UCDP Support Center: **(800) 917-9291**

After the activation process has been completed, your UCDP Lender Admin will become a *FNMA Technology Manager Corporate Administrator* (Corporate Administrator) which allows them to access the FNMA Technology Manager application

Access

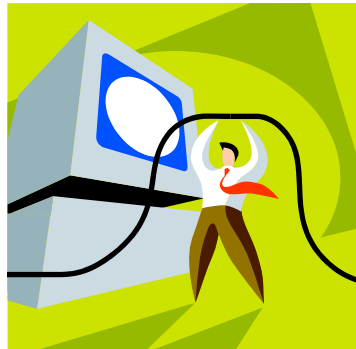
➤ UCDP but not CU (continued)

- After successful registration for CU, your Corporate Administrator may register your institution for the UCD application
- For specific steps related to the registration process, refer to the *How to Register for UCD* handout on the MPF website (www.fhlbmpf.com)



Access

- If your institution already has access to both the UCDP and CU applications, your Corporate Administrator may register for access through FNMA's *Technology Manager*
- Once your institution is registered for UCD access, your Corporate Administrator may set up individual users in the Technology Manager Application



Casefile Identifiers

- If available, each UCD XML file will require the use of a Casefile Identifier (ID)
 - For loans underwritten using Desktop Underwriter® (DU®), this will be the Casefile ID issued by DU
 - If a loan was not underwritten with DU, then the UCD Collection Solution will issue a Casefile ID upon submission of the UCD file
 - ✓ The newly issued Casefile ID must be included in the UCD file for any subsequent submissions of the file
 - ✓ Files deemed as invalid (due to missing data, etc.) will not be issued a Casefile ID

File Contents

- The UCD file consists of information that appears on the Closing Disclosure (CD)
 - The UCD file should also contain an embedded PDF of the CD
 - ✓ **This will be required in April 2018**
- Once submitted, data will be validated for completeness, calculation accuracy and data consistency
 - Feedback messages will provide **warnings** or **fatal errors** as they relate to data completeness and Fannie Mae eligibility requirements
 - UCD files may be resubmitted as many times as needed
 - ✓ If the original UCD file did not contain a Casefile ID, the resubmitted file must include the Casefile ID generated by the UCD application

The UCD Application

- Once the App is launched, it allows for an easy file upload



The *Relationship* and *Transfer Activity* tabs **do not apply**

Click to select your UCD XML file for upload

- The UCD XML file name should not exceed 28 characters including the extension (.xml or .zip)
- The Closing Disclosure PDF should be embedded in the UCD XML file (as of April 2018)
- Files may be uploaded individually as a **single file submission** or in multiples through a **batch file submission**
- UCD XML files are subject to size limitations
 - ✓ Single files (.XML) = 200 MB
 - ✓ Zip files (multiple/batch files with a .ZIP file extension) = 200 MB

UCD Findings Report

- Once the UCD file is uploaded, the *UCD Findings Report* is immediately generated



Successful file submission with no errors



Successful file submission with warning messages will not prevent the loan from being delivered but should be addressed

- *Warnings may indicate issues with loan eligibility which could result in a loan not being purchased*
- *Data compliance*
- *At a later date, most or all warning messages will be updated to fatal*



Fatal Messages (invalid) will prevent the loan from being delivered

- *Result of a system error*
- *XML file error i.e. missing data points*
- *Missing Casefile ID for DU loans*

UCD Findings Report: Example

Example of a successful UCD submission with a warning message

The Casefile ID has populated from DU

DU data will compare to the UCD file

The DU data will be blank if DU was not utilized

Upload Summary

Casefile ID: 1089764392

UCD Findings Report

Submission Status

Casefile ID	1089764392	Status	Successful
Lender Name	Ficus Bank	Last Submission Date	10/24/2016 04:00:37 PM
Lender Loan Number	123456789	Closing Date	04/15/2014

Property & Loan Information

	UCD	DU
Address	4210 Mozart Brigade Ln	4210 MOZART BRIGADE LN
Unit	A-6915-C	
City	Fairfax	FAIRFAX
State	VA	VA
Zip	22033	22033
Loan Purpose	Purchase	Purchase
Amortization Type	Fixed	Fixed Rate
Total Loan Amount	164000.00	164000.00
Note Rate	8.2500	8.250
DU Recommendation		Approve/Ineligible
DU Submission Date		06/27/2016 04:12:36 PM
Embedded PDF		
Submitted XML		

UCD linked to DU Case 1089764392

Eligibility Messages

#	Message	Severity
2032	This appears to be a purchase transaction, therefore either the Closing Disclosure Model form or Split Disclosure forms (i.e. Both Borrower and Seller documents) and data are required.	Warning

UCD Findings Report

Example of an **Invalid** submission

Casefile IDs are not displayed for invalid files, even if assigned by DU

Messages may be displayed by clicking on the Invalid tab or link

The screenshot shows the 'Upload Summary' section with a tab labeled 'Invalid' highlighted by a red box. Below this is the 'Upload Information' section. It displays 'Batch ID' 16238157f8542c09, 'Batch Status' Complete (in a green box), 'Submitted' 10/24/2016 04:14:05 PM, and 'Files' 6. The 'File Name' is UCDWebinar.zip. Below this is a table with columns: Casefile ID, Lender Loan Number, Status, File Name, CD 1, CD 2, and XML. The first row in the table is highlighted with a red box, showing a red square icon, the word 'Invalid' (underlined), the Lender Loan Number 123456789, Status 'Not Successful', File Name 'Fatal_NoPropertyZip.xml', and red 'X' icons in the CD 1 and CD 2 columns.

<input type="checkbox"/>	Casefile ID	Lender Loan Number	Status	File Name	CD 1	CD 2	XML
<input type="checkbox"/>	Invalid	123456789	Not Successful	Fatal_NoPropertyZip.xml			

The screenshot shows the 'Eligibility Messages' section. It states 'No Eligibility Messages' and 'UCD Data Compliance'. Below this is a table with columns: #, Message, and Severity. The first row is highlighted with a red box, showing a red square icon, the number 3002, the message 'Postal Code for the subject property is required. Provide the 5 or 9 digit postal code (not hyphenated).', and the severity 'Fatal'. Below the table, it says 'Showing 1 to 1 of 1 entries'.

#	Message	Severity
3002	Postal Code for the subject property is required. Provide the 5 or 9 digit postal code (not hyphenated).	Fatal

Showing 1 to 1 of 1 entries

UCD Findings Report

Example of a Batch upload summary with varied results

Upload Summary

Invalid

Upload Information

Batch ID

16238157f8542c09

Batch Status

Complete

Submitted

10/24/2016 04:14:05 PM

Files




















6

File Name

UCDWebinar.zip

Summary

Selected

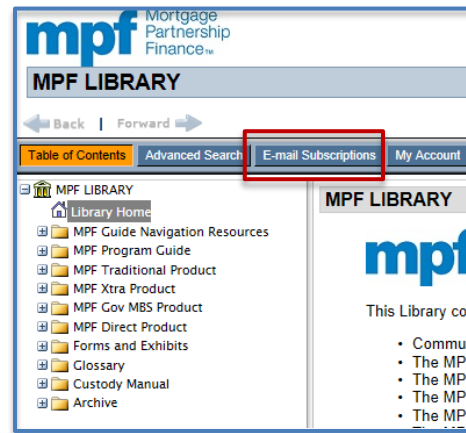
<input type="checkbox"/>	Casefile ID	Lender Loan Number	Status	File Name	CD 1	CD 2	XML
<input type="checkbox"/>	 Invalid	123456789	Not Successful	Fatal_NoPropertyZip.xml			
<input type="checkbox"/>	 Invalid		Not Successful	New.txt.txt			
<input type="checkbox"/>	 Invalid	123456789	Not Successful	SchValFail.xml			
<input type="checkbox"/>	 1395316353	123456789	Successful	NonSeller_ARM.xml			
<input type="checkbox"/>	 1395316352	123456789	Successful	Purchase_Fixed_W.xml			
<input type="checkbox"/>	 1395316354	123456789	Successful	SplitDiscl_Fixed_.xml			

<https://www.fhlbmpf.com/Pages/UMDP.aspx>

20

MPF Provider Resources

- Watch for additional announcements for updates and reminders
 - If not already registered, subscribe to receive email alerts
- www.fhlbmpf.com (Click on Online Guides)




MPF Program Information

MPF Service Center

- Phone - 877-463-6673
- Email - MPF-Help@FHLBC.com
- Hours - 8:30 am to 4:30 pm CST

MPF National Training

mpftraining@fhlbc.com



Questions?

